

LEISUREBUILT
 6 Innovation Way
 Horotiu
 New Zealand
 Ph: (0800) 600-615
 Web: www.leisurebuilt.co.nz

- LEGEND**
- Power Point Single
 - Power Point Double
 - TV Outlet
 - Extractor Fan
 - Light Switch
 - Exterior Light
 - Interior Light Std
 - Interior Downlight Std
 - Wall Light With Switch

PLAN DETAILS

Factory Price
\$115,662.00

Price includes G.S.T, standard flooring, window coverings, deck, and porch, kitchen (PC sum), bathroom, electrical as drawn on plan. Plus, our 2-year on-site warranty.

Insulation priced to comply with H1/AS1 & H1/VM1 for Climate Zones 1-3
 Additional options by request.









(NB: All pricing valid 2 months from below date and subject to Leisurebuilt Ltd standard terms and conditions of sale.)

Plan No:	C235
Series:	Chalet
Dimensions:	7.5 x 4.7m
Floor Area:	35m ²
Updated:	4/05/2026
Scale:	-



LEISUREBUILT
 6 Innovation Way
 Horotiu
 New Zealand
 Ph: (0800) 600-615
 Web: www.leisurebuilt.co.nz

LEGEND

-  Power Point Single
-  Power Point Double
-  TV Outlet
-  Extractor Fan
-  Light Switch
-  Exterior Light
-  Interior Light Std
-  Interior Downlight Std
-  Wall Light With Switch

PLAN DETAILS

Factory Price

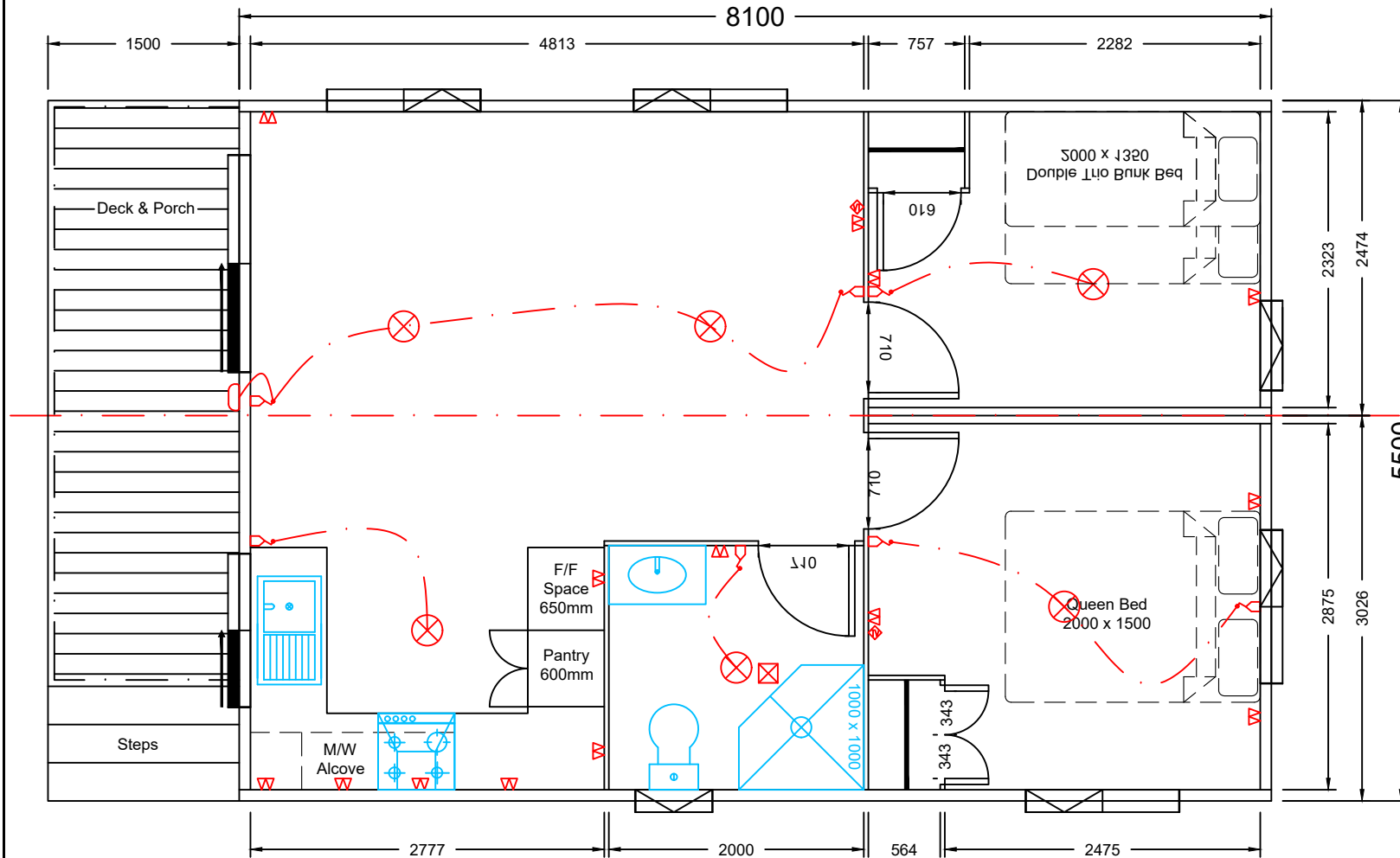
\$135,036.00

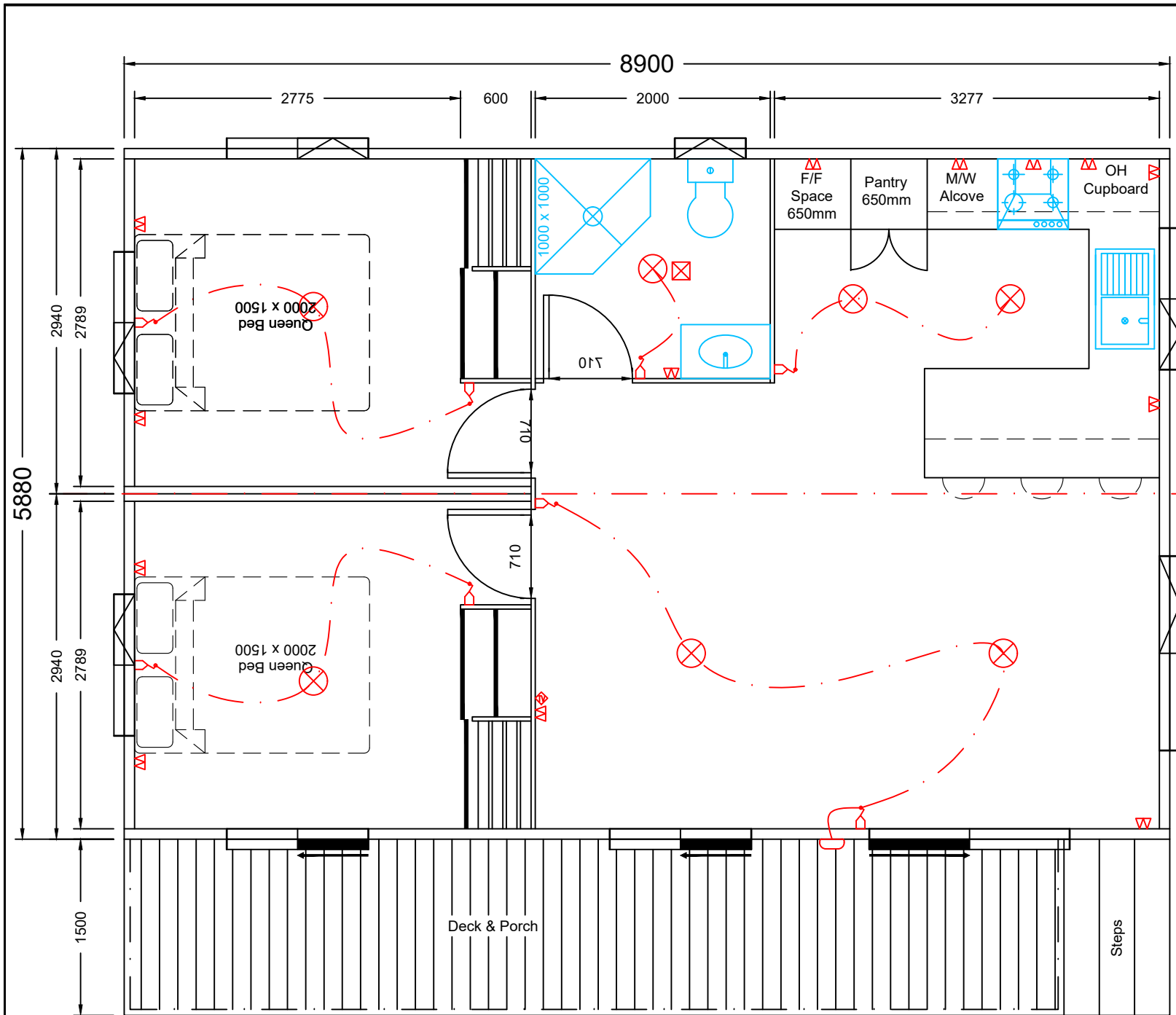
Price includes G.S.T, standard flooring, window coverings, deck, and porch, kitchen (PC sum), bathroom, electrical as drawn on plan. Plus, our 2-year on-site warranty.

Insulation priced to comply with H1/AS1 & H1/M1 for Climate Zones 1-3
 Additional options by request.

(NB: All pricing valid 2 months from below date and subject to Leisurebuilt Ltd standard terms and conditions of sale.)

Plan No:	D244
Series:	Duplex
Dimensions:	8.1m x 5.5m
Floor Area:	44.5m ²
Updated:	4/05/2026
Scale:	-





LEISUREBUILT
 6 Innovation Way
 Horotiu
 New Zealand
 Ph: (0800) 600-615
 Web: www.leisurebuilt.co.nz

- LEGEND**
- Power Point Single
 - Power Point Double
 - TV Outlet
 - Extractor Fan
 - Light Switch
 - Exterior Light
 - Interior Light Std
 - Interior Downlight Std
 - Wall Light With Switch

PLAN DETAILS

Factory Price
\$154,218.00

Price includes G.S.T, standard flooring, window coverings, deck, and porch, kitchen (PC sum), bathroom, electrical as drawn on plan. Plus, our 2-year on-site warranty.

Insulation priced to comply with H1/AS1 & H1/VM1 for Climate Zones 1-3
 Additional options by request.









(NB: All pricing valid 2 months from below date and subject to Leisurebuilt Ltd standard terms and conditions of sale.)

Plan No:	D252
Series:	Duplex
Dimensions:	8.9m x 5.88m
Floor Area:	52m ²
Updated:	4/05/2026
Scale:	-



LEISUREBUILT
 6 Innovation Way
 Horotiu
 New Zealand
 Ph: (0800) 600-615
 Web: www.leisurebuilt.co.nz

LEGEND

-  Power Point Single
-  Power Point Double
-  TV Outlet
-  Extractor Fan
-  Light Switch
-  Exterior Light
-  Interior Light Std
-  Interior Downlight Std
-  Wall Light With Switch

PLAN DETAILS

Factory Price

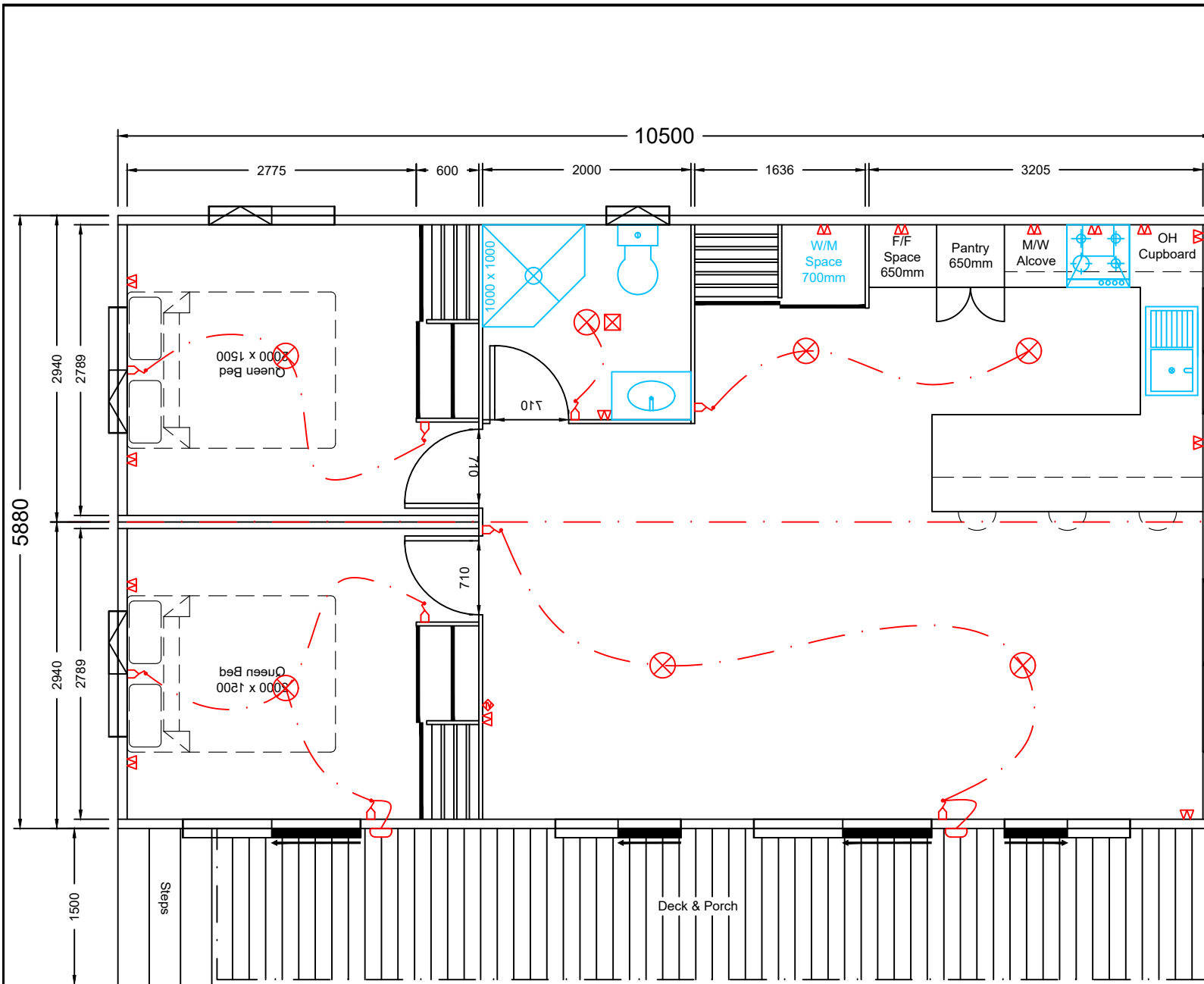
\$174,178.00

Price includes G.S.T, standard flooring, window coverings, deck, and porch, kitchen (PC sum), bathroom, electrical as drawn on plan. Plus, our 2-year on-site warranty.

Insulation priced to comply with H1/AS1 & H1/VM1 for Climate Zones 1-3
 Additional options by request.









(NB: All pricing valid 2 months from below date and subject to Leisurebuilt Ltd standard terms and conditions of sale.)

Plan No:	D261
Series:	Duplex
Dimensions:	10.5m x 5.88m
Floor Area:	61.8m ²
Updated:	4/05/2026
Scale:	-



LEISUREBUILT
 6 Innovation Way
 Horotiu
 New Zealand
 Ph: (0800) 600-615
 Web: www.leisurebuilt.co.nz

LEGEND

-  Power Point Single
-  Power Point Double
-  TV Outlet
-  Extractor Fan
-  Light Switch
-  Exterior Light
-  Interior Light Std
-  Interior Downlight Std
-  Wall Light With Switch

PLAN DETAILS

Factory Price

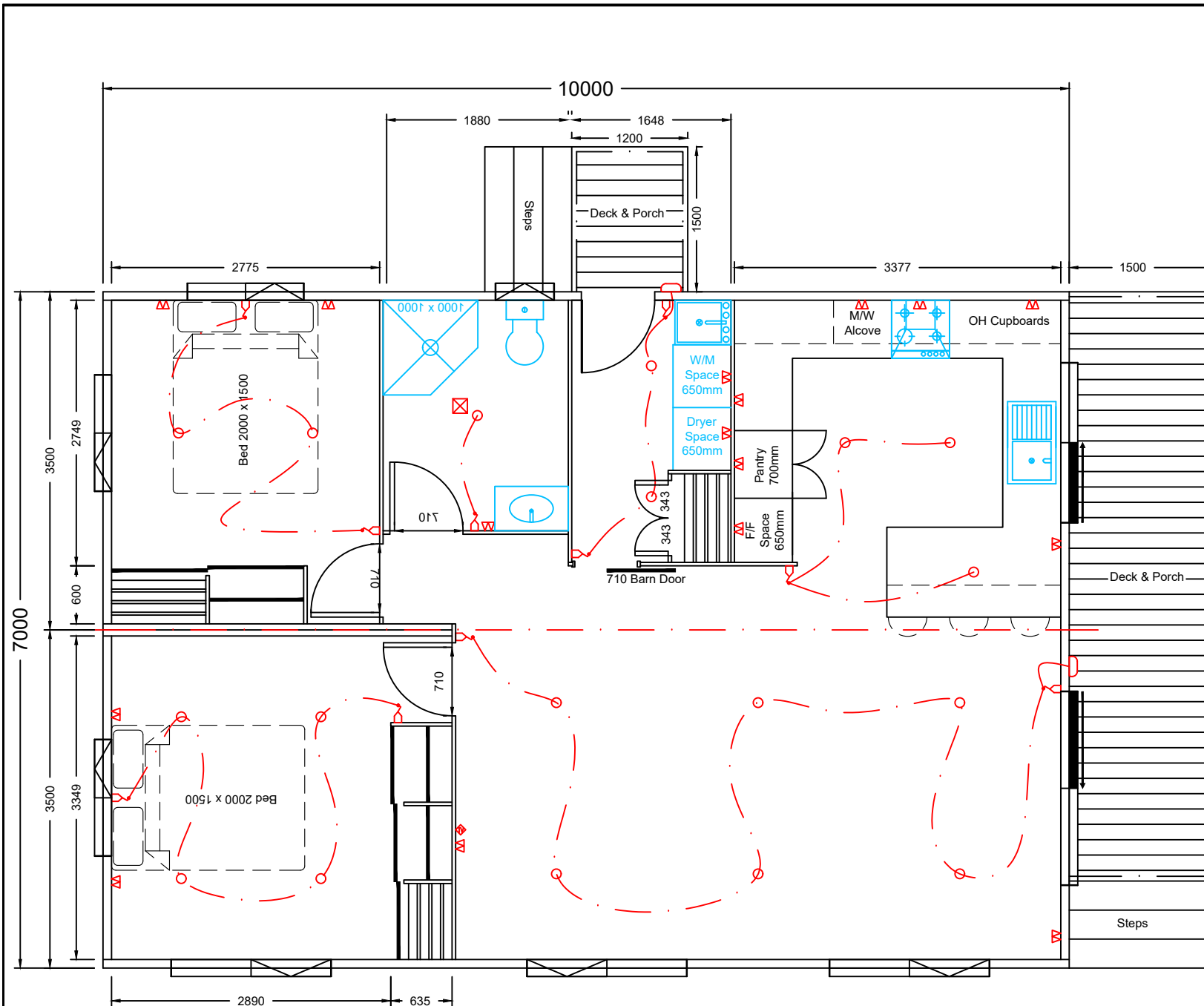
\$193,578.00

Price includes G.S.T, standard flooring, window coverings, deck and porch, kitchen (PC sum), bathroom, electrical as drawn on plan. Plus our 2 year on site warranty.

Additional options by request.









(NB: All pricing valid 2 months from below date and subject to Leisurebuilt Ltd standard terms and conditions of sale.)

Plan No:	D270
Series:	Duplex
Dimensions:	10m x 7.0m
Floor Area:	70m ²
Updated:	4/05/2026
Scale:	-



LEISUREBUILT
 6 Innovation Way
 Horotiu
 New Zealand
 Ph: (0800) 600-615
 Web: www.leisurebuilt.co.nz

LEGEND

-  Power Point Single
-  Power Point Double
-  TV Outlet
-  Extractor Fan
-  Light Switch
-  Exterior Light
-  Interior Light Std
-  Interior Downlight Std

PLAN DETAILS

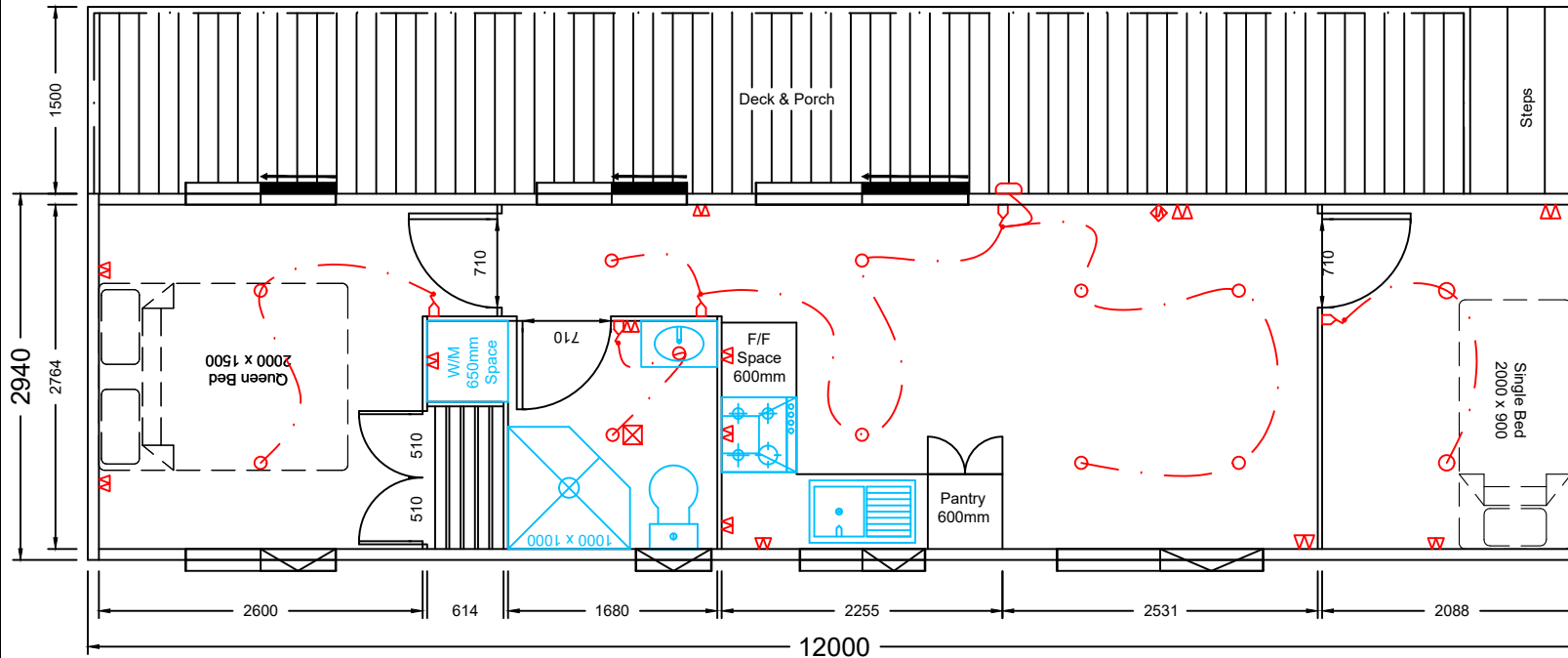
Factory Price

\$132,409.00

Price includes G.S.T, standard flooring, window coverings, deck and porch, kitchen (PC sum), bathroom, electrical as drawn on plan. Plus our 2 year on site warranty.

Additional options by request.

(NB: All pricing valid 2 months from below date and subject to Leisurebuilt Ltd standard terms and conditions of sale.)











Plan No:	T235
Series:	Traveller
Dimensions:	12.0m x 2.94m
Floor Area:	35m ²
Updated:	4/05/2026
Scale:	-



LEISUREBUILT
 6 Innovation Way
 Horotiu
 New Zealand
 Ph: (0800) 600-615
 Web: www.leisurebuilt.co.nz

LEGEND

-  Power Point Single
-  Power Point Double
-  TV Outlet
-  Extractor Fan
-  Light Switch
-  Exterior Light
-  Interior Light Std
-  Interior Downlight Std

PLAN DETAILS

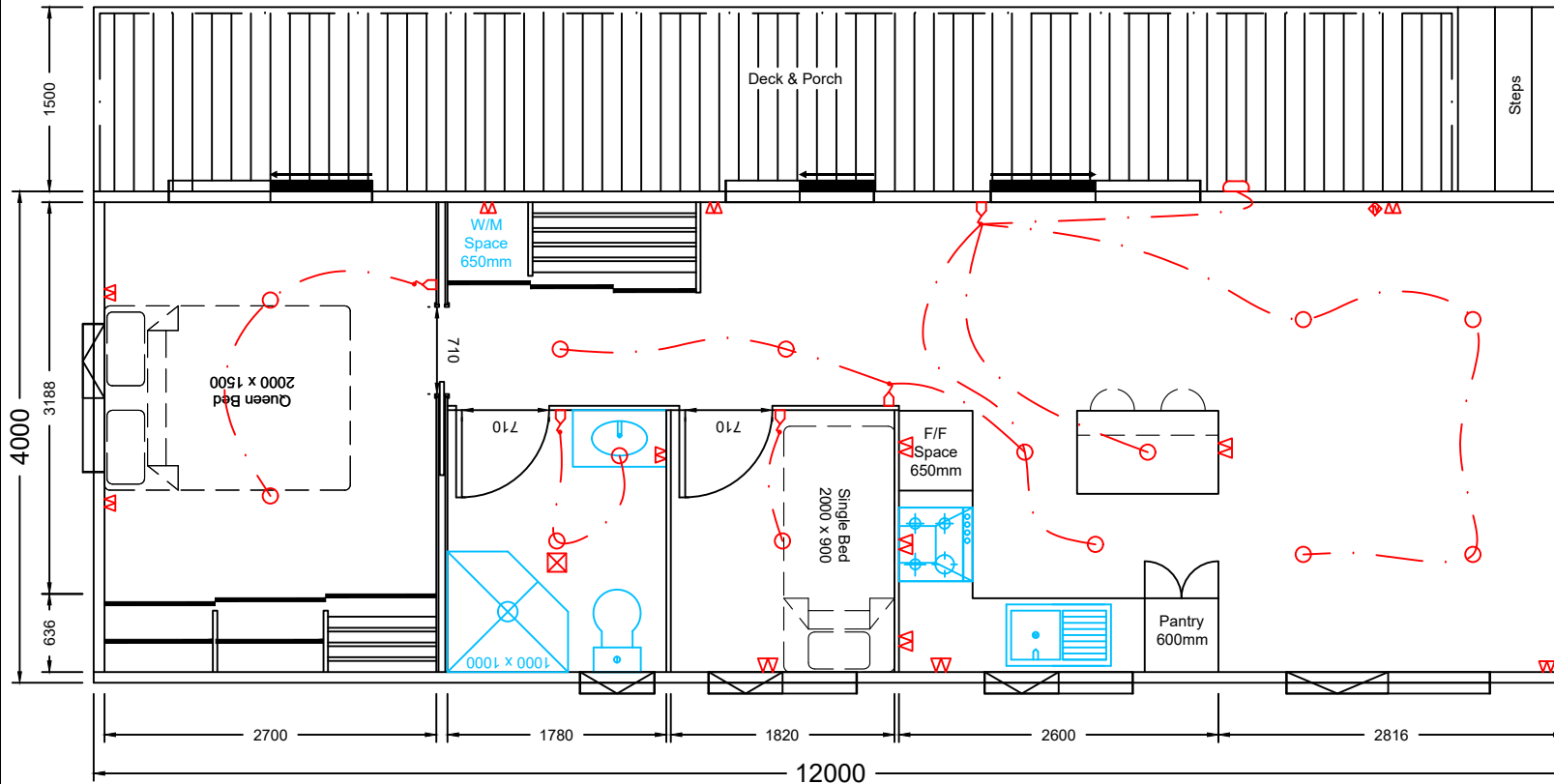
Factory Price

\$157,204.00

Price includes G.S.T, standard flooring, window coverings, deck and porch, kitchen (PC sum), bathroom, electrical as drawn on plan. Plus our 2 year on site warranty.

Additional options by request.

(NB: All pricing valid 2 months from below date and subject to Leisurebuilt Ltd standard terms and conditions of sale.)



Plan No:	T248
Series:	Traveller
Dimensions:	12.0m x 4m
Floor Area:	48m ²
Updated:	4/05/2026
Scale:	-

